

PEE150-1H24V**Product Feature**

- full power output
- Insolated PC design
- Isolated design,safe and reliable
- Protections:Over load,Short circuit,over Current
- Protection grades is as high as IP65
- 5 years warranty
- Flicker Free

**RoHS SELV IP65****Application**

Light box



LED Strip Light



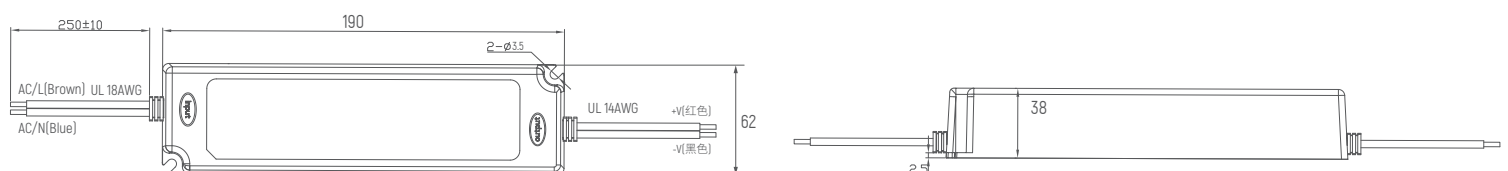
LED Tube



Astigmatism Light source

Technical Parameters

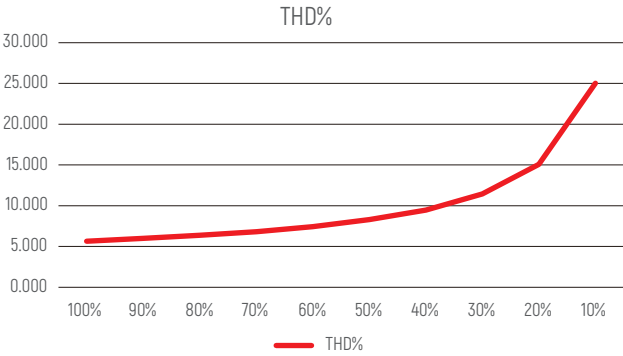
Model	PEE150-1H24V	
Input	Efficiency	≥93%@230VAC, Full load
	Voltage	220VAC-240VAC
	Frequency	50/60Hz
	Power Factor	≥0.95@230VAC, full load
	Current	0.89Amax@230VAC
	Inrush Voltage	Cold start,48A@230VAC 400us
	THD	<10%@230VAC full load
	No load output voltage	<0.5W
Output	Current/Voltage/Power	6.25A/24VDC/150W
	Channel	1
	No load output voltage	25.2VDC max
	Ripple Voltage	≤3%
	Current Accuracy	±5%
	Turn On Delay Time	≤0.5 s, at230Vac (When the light begins to shine)
Protection	Over Current	Reduce voltage burp protection, troubleshoot normal output
	Over load	Reduce voltage burp protection, troubleshoot normal output
	Short circuit	Short circuit No output, troubleshooting output normal
Safety & EMC	Lightning Surge	L-N:2000VAC
	Withstand Voltage	I/P-O/P:3750Vac/1min/<5mA
	Safety Standards	IEC/EN62384, IEC/EN61347-1, IEC/EN61347-2-13, GB19510.1, GB19510.14
	EMC Eission	EN61000-4-2, 3, 4, 5, 6, 8, 11; EN55015, EN61000-3-2; GB17626.3, 4, 5, 6, 8, 11; GB17743 GB17625.1, 2
	Insulation Resisance	5MΩ
Others	Working Temp.	-20°C~50°C
	Storage Temp.; Humidity	-40°C~85°C, 20-90%RH
	Tc	80°C
	Material	Plastic case
	IP Rating	IP65
	Lifetime	50,000h@tc:80°C
	Warranty Condition	5years
	Switch Cycle	>50,000 times
	Packing Size	Net weight: 650g±5%/PCS; 20PCS/Carton; 13.5kg±5%/Carton; Carton Size: ---*---*---mm(L*W*H)
	Dimension	190*62*38mm(L*W*H)

Dimension(mm)

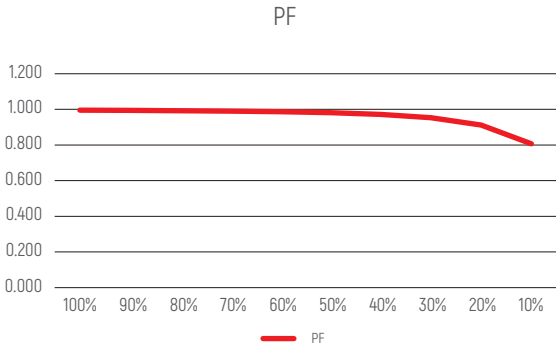
Wiring Diagram



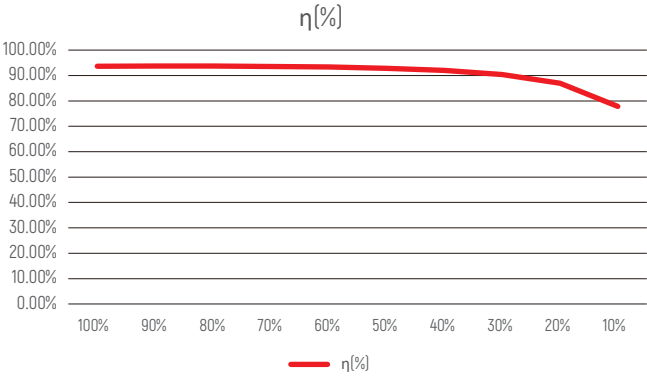
THD vs Load



PF vs Load



Eff. vs Load



Cautions

1. This product should cut off the input voltage and installed by a professional.
2. Before installation, the voltage and current output from the power supply shall be confirmed to meet the specification requirements of the lamp.
3. It is waterproof IP65,do not soak in water for a long time when using.
4. The driver should be installed in a well space and environment.
5. The sectional area of the conductor wire which connect to the driver and lamp should be enough [Recommended less than 4A/mm²].
6. Make sure all connections are correct and secure before powering up.
7. If break down during use,it must be repaired by a professional or contact the supplier.

※ The contents of this manual are updated without prior notice. If the function of the product you are using is inconsistent with the instructions, the function of the product shall prevail.Please contact us if you have any questions.