

**DLP60-1H24V-B****Product Features**

- A channel constant voltage output
- Applicable to indoor LED lights
- Small size, high efficiency, high reliability and long life time
- -20°C ~+50°C, working temp
- Protections: Over Current, Over voltage, Thermal protection, Short circuit self-recovery protection
- The typical efficiency of the machine is up to 88%
- Compliance with CE and ROHS
- 100% Full load aging test



Application



Wall Washer



LED Strip Light



LED Tube



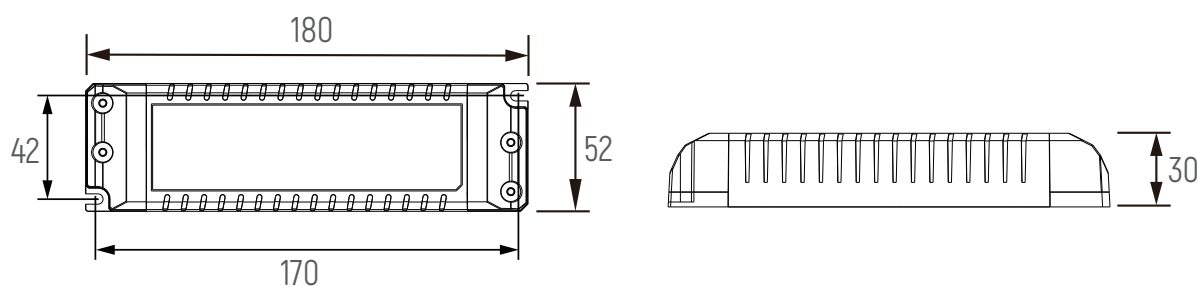
Underground Light




AR111 Venture Light

**Technical Parameters**

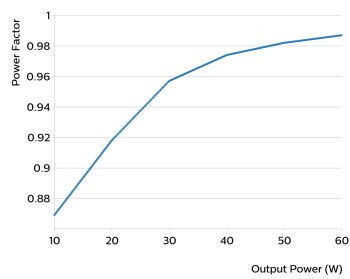
Model	DLP60-1H24V-B	
Input	Efficiency	88% Full load
	Voltage	220VAC-240VAC
	Frequency Range(Hz)	50/60Hz
	Power Factor	0.95 Full load
	THD(full load)	10%
	Current	0.3Amax
	Input Power@ None Load	0.5W
Output	Current(mA)	2.5A
	Voltage (VDC)	24VDC
	Power(W)	60W
	Channel	1
	Voltage ripple	200 mV
	Voltage Tolerance	±5%
	Turn on delay Time	0.8s
Protection	Short Circuit	Yes
	Over Current	Yes
	Over voltage	Yes
	Thermal protection	110 degree
Safety& EMC	Surge	L-N:1.2KV
	Withstand Voltage	Input-output: >3.75kV
	Safety Standards	IEC 62384:2006, GB24825-2009
	EMC Eission	EN55015、EN61547
Others	Working Temp.	-20°C~40°C
	Storage Temp., Humidity	-20°C~80°C, 5-95%RH
	tc	85°C
	Material	PC
	IP Rating	IP20
	Lifetime	50,000h@tc:80°C
	Warranty Condition	5 years
	Switch Cycle	25,000 times
	Packing(weight)	Net weight: --g±5%/PCS; 50PCS/Carton; --kg±5%/Carton; Carton Size:370*280*169mm(L*W*H)
	Dimension	180*52*30mm (L*W*H)

**Dimension(mm)**

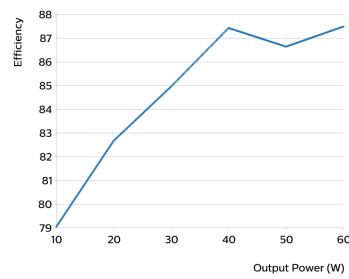
## Wiring



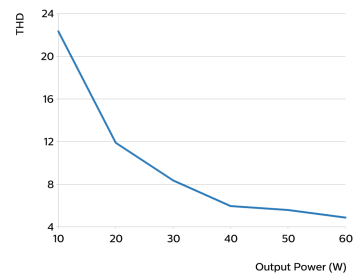
**Power factor versus output power**



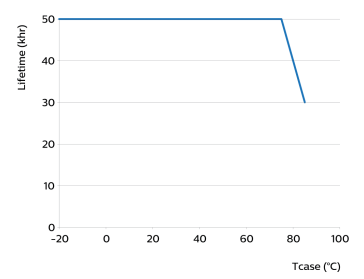
**Efficiency versus output power**



**THD versus output power**



**Driver lifetime versus Tc temperature**



## Cautions

- 1.The product shall be installed and serviced by a qualified person.
- 2.This product is non-waterproof. Please avoid the sun and rain. When installed outdoors please ensure it is mounted in a water proof enclosure.
- 3.Good heat dissipation will prolong the working life of the controller. Please ensure good ventilation.
- 4.Please check if the output voltage and current of any LED power supplies used comply with the requirement of the product.
- 5.Please ensure that adequate sized cable is used from the controller to the LED lights to carry the current. Please also ensure that the cable is secured tightly in the connector.
- 6.For safety consideration, PVC or rubber cord of 0.75-1.5mm<sup>2</sup> is recommended for input and output terminal(s) .Flat power cord is not suitable. Ensure all wire connections and polarities are correct before applying power to avoid any damages to the LED lights.
- 7.The power supply should be strictly and reliably grounded to prevent electric shock.
- 8.If a fault occurs please return the product to your supplier. Do not attempt to fix this product by yourself.

※ The contents of this manual are updated without prior notice. If the function of the product you are using is inconsistent with the instructions, the function of the product shall prevail. Please contact us if you have any questions .